

Minimize value leaks in your production processes

Three steps to agile, efficient operations



Inflation, panic buying, supply shortages. Overcoming these hurdles requires new levels of agility-and a new way to work.

Here's how to get there

STEP 1

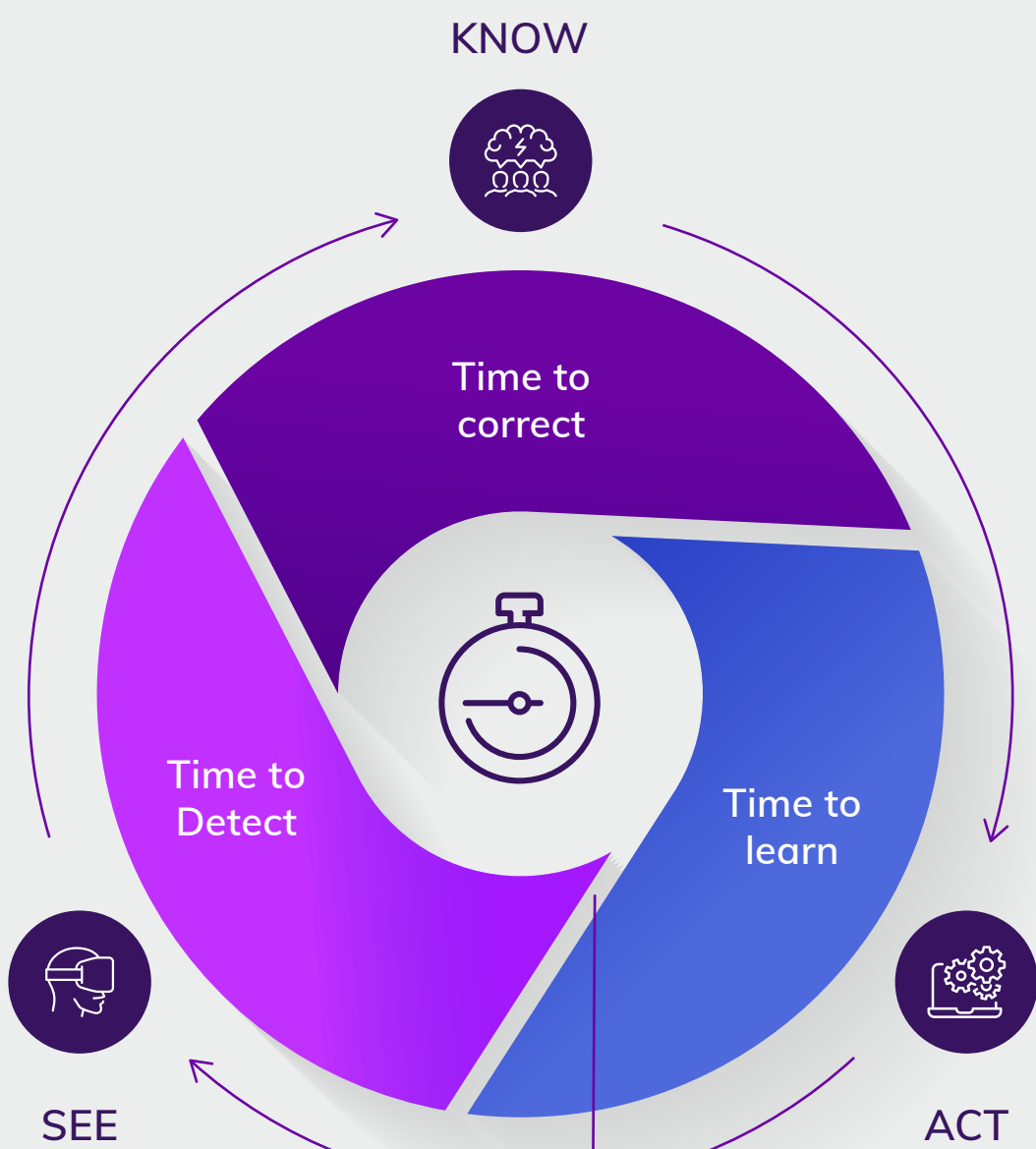
Close the loop

You can't fix what you can't see. Start by digitalizing your workflows – from start to finish.

Design closed-loop work processes that enable sense-&-response

To minimize or eliminate value leaks from the production process, it is important to digitalize the entire closed-loop work process (see – know – act) in order to achieve efficiency and agility.

Source of deviation or variability



STEP 2

Discover the leaks

Cost savings and revenue opportunities are everywhere. Here's a list to get started.

Understand and identify the various ways value can leak from the production process

← Expenses (Cost) → ← Revenue →

Labor	Materials	Assets	Utilities	Demand
Waiting for instructions	Quality / scrap loss	Line shutdown loss	Electricity – startup loss	Loss from constrained capacity
Waiting for materials	Yield loss	Equipment breakdown loss	Electricity – excess use loss	Slower new product introduction
Sub-optimal methods & procedures	Giveaway / overages loss	Setup & changeover loss	Thermal dissipation loss	Damage to brand reputation
Inadequate skills & training	Rework loss	Startup loss	Water – SIP / CIP loss	
	Receiving loss	Minor stoppages loss	Gas & Steam – excess use loss	
	Expediting costs	Speed loss	Emission / effluents penalties	
	Returns / recalls costs	Quality detect & rework loss		
	Warranty & replacement Parts	Waiting for materials		
	Rework loss	Waiting on people (QA, Technician, etc.)		

Source: Visual Decisions

STEP 3

Capture and connect

Give your users unlimited access to real-time, contextualized operational insights with AVEVA™ Operations Control. With one single integrated context for plant data, your teams can make better decisions to increase efficiency and agility.

Capture & contextualize real-time information across all sources of plant data

Essential information by operations team

Plant/Field
(Equipment-centric)



- Extended Reality
- KPIs
- Process Screens
- Trends
- Collaboration Tools
- Historian

Control Room
(Site-centric)

- Energy Dashboards
- 3D Models
- Operator Training
- Extended Reality
- KPIs
- Process Screens
- MES
- Predictive Analytics
- Mobile Rounds
- Workflow
- Collaboration Tools
- Trends
- Historian

Enterprise
(Global/Regional)

- Financial Dashboards
- 3D Models
- KPIs
- Process Screens
- Supply Chain
- ERP
- Predictive Analytics
- Workflow
- Collaboration Tools
- Trends
- Data Modeling



Learn more about AVEVA Operations Control